

4MP+4MP Lighthunter Dual-lens Network PTZ Camera

IPC94144SFW-X25-F40C



Key Features



- Fixed camera and PTZ camera integration, dual channels with one IP, look at overall situation and consider details at the same time
- Ultra 265, H.265, H.264, MJPEG
- 25X optical zoom of PTZ channel allows for closer viewing of subjects
- Smart intrusion prevention, support false alarm filtering, include Cross Line, Intrusion, Enter Area, Leave Area detection
- People Counting, support people flow counting and crowd density monitoring, suitable for different statistical scenarios
- PTZ channel can be linked to fixed channel's smart intrusion prevention to track the objects triggering the rule
- Support light warning, makes warning and alarming more noticeable
- Lighthunter technology ensures ultra-high image quality in low illumination environment
- IR & warm light illumination to deal with different scenes and achieve full-color illumination
- DC12V or PoE+(IEEE 802.3at) power supply
- Alarm 2 in and 1 out, Audio 1 in and 1 out

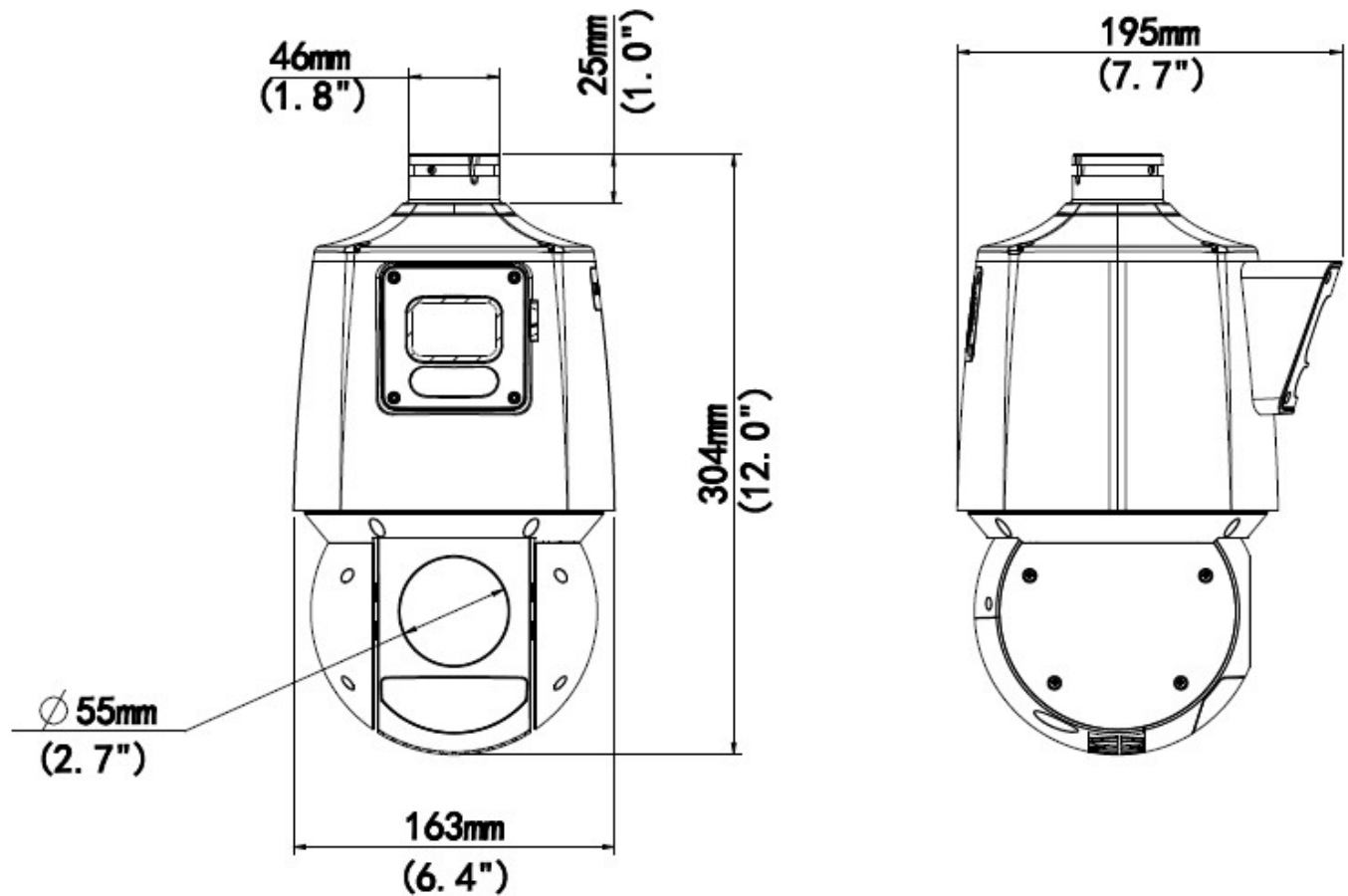
Specifications

IPC94144SFW-X25-F40C					
Camera	Panorama	Detail			
Sensor	1/1.8", 4MP, CMOS	1/2.7", 4MP, CMOS			
Min. Illumination	Color:0.0005 lux (F1.0, AGC ON) 0 lux with warm light	Color:0.003 lux (F1.5, AGC ON) 0 lux with IR			
Day/Night	N/A	IR-cut filter with auto switch (ICR)			
Shutter	Auto/Manual, 1 ~ 1/100000s				
WDR	120dB				
S/N	> 56dB				
Lens					
Lens type	4mm@F1.0	4.8~120mm@F1.5, AF automatic focusing and motorized zoom lens			
Optical Zoom	N/A	25X			
Iris	Fixed aperture; F1.0	Auto; F1.5(W)~F3.8(T)			
Field of View (H)	94.9°	55.46° ~ 3.09°			
Field of View (V)	51.5°	32.94° ~ 1.73°			
Field of View (D)	116.7°	68.22° ~ 3.65°			
DORI					
DORI Distance	Lens (mm)	Detect (m)	Observe (m)	Recognize (m)	Identify (m)
	4 (Panorama)	62.1 (203.6 ft)	24.8 (81.5 ft)	12.4 (40.7 ft)	6.2 (20.4 ft)
	4.8 (Detail)	123.8 (406.0 ft)	49.5 (162.4 ft)	24.8 (81.2 ft)	12.4 (40.6 ft)
	120 (Detail)	2475.0 (8120.1 ft)	990.0 (3248.0 ft)	495.0 (1624.0 ft)	247.5 (812.0 ft)
Illuminator					
IR Range	N/A	Up to 100m (328.1 ft)			
Warm Light Range	Up to 30m (98.4 ft)	N/A			
Wavelength	N/A	850nm (IR)			
Light On/Off Control	Auto/Manual				
Video					
Video Compression	Ultra 265, H.265, H.264, MJPEG				
Frame Rate	Main Stream: 4MP (2688*1520),Max 30fps; Sub Stream: 1080P (1920*1080), Max 30fps; Third Stream: D1 (720*576), Max 30fps;		Main Stream: 4MP (2688*1520),Max 30fps; Sub Stream: 720P (1280*720), Max 30fps; Third Stream: D1 (720*576), Max 30fps;		
Video Bit Rate	128 Kbps ~ 16 Mbps				
U-code	Support				
ROI	Up to 8 areas				
Video stream	Triple streams				
OSD	Up to 8 OSDs				
Privacy Mask	Up to 4 areas per scene		24 areas, up to 4 areas per scene		
Image					
White Balance	Auto/Outdoor/Fine Tune/Sodium Lamp/Locked/Auto2				
Digital noise reduction	2D/3D DNR				
Smart IR	Support				
Flip	Normal/Flip Vertical/Flip Horizontal/180°				
HLC	Support				

BLC	Support	
Defog	Digital defog	
Intelligent		
Smart Intrusion Prevention	Support false alarm filtering: Cross line detection, Intrusion detection, Enter area detection, Leave area detection	
People Counting	Support people flow counting and crowd density monitoring	
Linkage Function	Support. Triggered by fixed lens via smart intrusion prevention function to track target	N/A
Events		
Basic Detection	Motion detection, Audio detection, Tampering Alarm	
Auto Tracking	N/A	Support
General Function	Watermark, IP Address Filtering, Alarm input, Alarm output, Access Policy, ARP Protection, RTSP Authentication, User Authentication	
Audio		
Audio Compression	G.711U, G.711A	
Audio Bitrate	64 Kbps	
Two-way Audio	Support	
Suppression	Support	
Sampling Rate	8 kHz	
Storage		
Edge Storage	Micro SD, up to 256 GB	
Network Storage	ANR, NAS(NFS)	
Network		
Protocols	IPv4, IGMP, ICMP, ARP, TCP, UDP, DHCP, PPPoE, RTP, RTSP, RTCP, DNS, DDNS, NTP, FTP, UPnP, HTTP, HTTPS, SMTP, 802.1x, SNMP, QoS, RTMP, SSL/TLS	
Compatible Integration	ONVIF (Profile S, Profile G, Profile T), API, SDK	
User/Host	Up to 32 users. 3 user levels: administrator, operator and common user	
Security	Password protection, strong password, HTTPS encryption, Export operation logs, basic and digest authentication for RTSP, digest authentication for HTTP, TLS 1.2, WSSE and digest authentication for ONVIF	
Client	EZStation EZLive EZView	
Web Browser	Plug-in required live view: IE 10 and above, Chrome 45 and above, Firefox 52 and above, Edge 79 and above	
Pan & Tilt		
Pan Range	N/A	360°
Pan Speed	N/A	0.1°/s ~ 80°/s
	Preset speed: N/A	Preset speed: 80°/s
Tilt Range	18° ± 5°	-15° ~ 90°
Tilt Speed	N/A	0.1°/s ~ 80°/s
	Preset speed: N/A	Preset speed: 80°/s
Number of Presets	1024	
Preset Patrol	16 patrols, up to 64 presets for each patrol	
Route Patrol	16 patrols, up to 32 actions for each patrol	
Recorded Patrol	16 patrols, up to 128 actions for each patrol	
Patrol Stay Time	15s~1800s	
Preset Image Freeze	N/A	
Home Position	Support	
Interface		

Audio I/O	1/1
Alarm I/O	2/1
Serial Port	1 RS485
Built-in Mic	N/A
Built-in Speaker	Support
Wi-Fi	N/A
Network	1 * RJ45 10M/100M Base-TX Ethernet
Video Output	N/A
Certification	
EMC	CE-EMC (EN 55032: 2015+A1:2020, EN 61000-3-3: 2013+A1: 2019, EN IEC 61000-3-2: 2019+A1: 2021, EN 55035: 2017+A11:2020) FCC (FCC CFR 47 part15 B, ANSI C63.4-2014)
Safety	CE LVD (EN 62368-1:2014+A11:2017) CB (IEC 62368-1:2014) UL (UL 62368-1, 2nd Ed., Issue Date: 2014-12-01)
Environment	CE-RoHS (2011/65/EU;(EU)2015/863); WEEE (2012/19/EU); Reach (Regulation (EC) No 1907/2006)
Protection	IP66 (IEC 60529:1989+AMD1:1999+AMD2:2013)
General	
Power	DC12V (±25%), PoE+(IEEE 802.3at)
	Power consumption: MAX 24W
Power Interface	Ø 5.5mm coaxial power plug
Dimensions (Ø x H)	Φ163 x 304mm (Φ6.4" x 12.0")
Weight	2.27kg (5.00lb)
Working Environment	-40°C ~ +65°C (-40°F ~ +149°F), Humidity: ≤95% RH (non-condensing)
Storage Environment	-40°C ~ +70°C (-40°F ~ +158°F), Humidity: ≤95% RH (non-condensing)
Surge protection	6KV
Reset button	Support

Dimensions



Accessories

TR-CE45-IN
Pendent Mount



TR-SE45-IN
Pendent Mount



TR-WE45-IN
Wall Mount



TR-UP08-A-IN/TR-UP08-B-IN
Pole Mount



TR-UF45-A-IN
Pendent Mount



TR-UC08-A-IN/ TR-UC08-B-IN
Corner Mount



TR-JB12-IN
Junction Box



TR-WE45-B-IN
Wall Mount

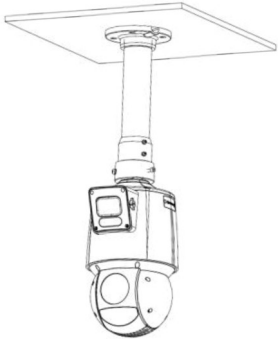
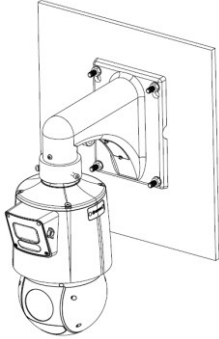


TR-SE45-A-IN
Pendent Mount



TR-WE45-A-IN
Wall Mount



Pendent Mount (Indoor Use)	Wall Mount
TR-CE45-IN	TR-WE45-IN / TR-WE45-A-IN
	
Corner Mount	Pole Mount
TR-UC08-A-IN + TR-JB12-IN + TR-WE45-IN	TR-UP08-A-IN + TR-JB12-IN + TR-WE45-IN
