

VX1600-C Series Unified Network Storage

Overview

VX1600-C series storage, with high performance, high reliability, low power consumption and high usability, is an economy type unified network storage developed especially for video surveillance. Integrating a range of features such as video data management, iSCSI storage, RAID processing, permanent data protection and cutting-edge disk management technology, this device offers concurrent block access performance (iSCSI) ,and thus to be a comprehensive solution to storage in video surveillance.



Features

Intelligent RAID Engine (ISET)

- Convenient RAID application

The RAID can be used immediately after being created. The system automatically initializes at the background.

- Free from the impact of abnormal RAID status

The performance of storage devices usually deteriorates in the case of RAID degradation. The Intelligent RAID Engine technology can be a shield against the impact of abnormal RAID status on services to ensure the normal operation of front-end monitoring services.

- Free from the influence of concurrent reading/writing

The IOPS multiplies when concurrent reading and writing occurs on a disk. The Intelligent RAID Engine technology can be a shield against the impact of video recording and playback to ensure the normal operation of front-end services.

- Cache algorithms for videos

Optimized read/write cache management algorithm, greatly improving access performance and extending the lifespan of HDDs.

- Dynamic adjustment of reconstruction speed

The system adjusts the reconstruction speed automatically based on the system conditions to reduce the impact of RAID reconstruction on services and to improve the effective utilization of system resources.

Super Error Correction (SEC)

- Automatic disk inspection and repair

The unique hard disk fault-tolerant processing algorithm ensures service continuity even when multiple disk errors exist in the array. Fault sectors can also be automatically repaired.

- Fast disk reconstruction

Data can be copied to a hot spare disk within a short period. This substantially reduces the read I/O of disk, speeds up the reconstruction, and avoids data loss.

- RAID superblock backup

Array composition is not affected when data in a certain sector cannot be read. In addition, damaged data can be repaired by using the backup sector to improve array reliability.

Data Protection

- Data safe box

Online embedded UPS protection and data safe box are provided to ensure secure writing of cache data into data safe box at unexpected power-off without data loss.

- Disk pre-copying

Pre-detection of failure is implemented to transfer data from risky disk to the hot spare disk.

- Disk protection

Once a disk error is detected, the disk repair process would automatically start. Data in the failed disk is recalculated from other disk in the array to remap the bad blocks of disk.

- Link protection

Link aggregation and dynamic failover ensure the read/write bandwidth without affecting the availability of data channels.

High-Quality Hardware Design

- High density

The innovative enclosure with 4U height that holds up to 48 disks, is space-saving.

- Carrier-class applications with high availability

The application of Intel 64-bit server platform architecture, 64-bit multi-core processor, ECC DDR3 memory, and 64-bit storage OS ensure excellent service continuity by providing stable and reliable data access. The system availability reaches up to 99.999%.

- Watchdog

The system would be forced into the security mode in case of a failure. High-speed cache data is stored in the data safe box. Storage media in the data safe box can roam to the new system together with the array disk. The system can be recovered securely and conveniently.

- Redundant power supplies

The hot-swappable power supply is designed in redundancy and load balancing mode. Automatic power switching in case of failure and online replacement of failed power supply are supported.

- Overload protection

The mechanism of hardware overload protection is provided. When the temperature reaches the protection threshold, the system automatically turns off to protect the disk data.

- When CPU and memory malfunction or reach the protection threshold, the system automatically sends alarm messages through mails, short messages, and SNMP Trap.

- Power protection

Disk powered on sequentially during system startup, protection from impulse current.

- Multistage fan speed and energy saving

Fans with multistage speed are configured in the hot-swappable frame in redundancy mode. System power consumption can be balanced intelligently with heat dissipation calculation to ensure low power consumption and stable operation of the system.

- Convenient maintenance

Functions as indicator alarm, mail alarm, SNMP Trap alarm and SMS alarm are supported.

Automatic startup after unexpected power-off, and timed startup and shutdown are also available.

The environmental monitoring function allows the monitoring of the utilization of network interface and CPU, the querying of the access of LUN and RAID, as well as the management of device voltage and temperature. In this way, administrators can comprehensively inspect system operation condition and reasonably allocate resources to maximize the device performance.

Green Technology and Energy Conservation

- Intel CPU with cutting-edge process technology and advanced architecture

- Particularly selected chips with low power consumption for service model of video surveillance

- Unique simplified design of board

Reduced component type and quantity, under the affirmatory premise of the function, performance and reliability

- Multistage fan speed

Several temperature sensors are configured and built inside to intelligently control the fan speed.

- Hibernation for unoccupied disks

- Intelligent cache design

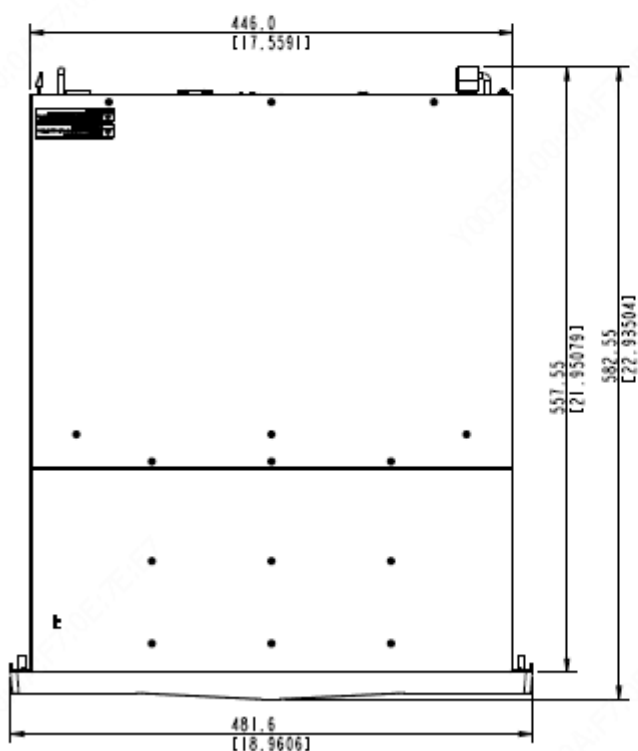
Reasonably sort and buffer the read/write data by intelligent algorithm reduce the disk read/write times, and reduce the hard disk power consumption.

Specifications

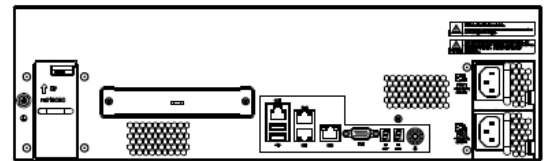
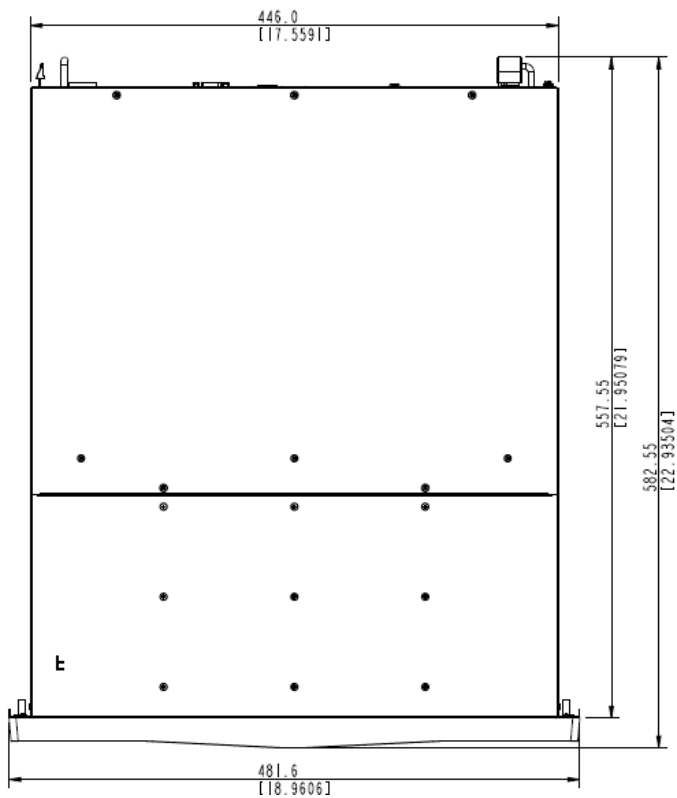
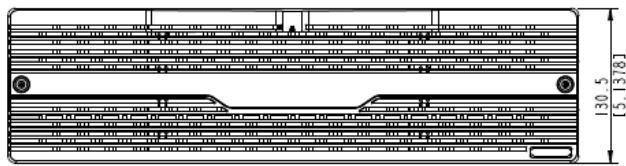
| Item | | VX1612-C | VX1616-C | VX1624-C | VX1636-C | VX1648-C |
|-----------------------------------|------------|--|---|---|-------------------------|--|
| Controller | | 1 | | | | |
| performance | Video Mode | 160-channel(320 Mbps) recording, 80-channel(160M bps) forwarding, 16-channel(32Mbps)playback | 320-channel(640Mbps) recording, 160-channel(320Mbps) forwarding, 32-channel(64Mbps)playback | | | |
| Storage controller | | Intel 64-bit multi-core processor | | | | |
| Memory | | 4 GB | | | | |
| Front-end Service Interface | | 3 10/100/1000 Mbps Ethernet interface 4 port 10/100/1000 Mbps Ethernet interface module（optional） 2-port 10 GE SFP+ interface module（optional） 4-port 10 GE SFP+ interface module（optional） | | | | |
| Host Connection | | Up to 1024 | | | | |
| HDD | | 12SATA interfaces | 16 SATA interfaces | 24 SATA interfaces | 36 SATA interfaces | 48 SATA interfaces |
| Disk Capacity | | 1 TB, 2 TB, 3 TB, 4 TB , 5 TB, 6 TB,8TB,10TB,12TB,14TB,16TB,18TB | | | | |
| RAID | | JBOD and RAID 0,1, 5, 6 Dedicated hot-spare disk and global hot-spare disk | | | | |
| Maximum Number of Logic Resources | | 1024 | | | | |
| Protocol Supported | | iSCSI | | | | |
| Alarm Feature | | Indicator alarm, mail alarm, SNMP Trap alarm, and short message alarm | | | | |
| Operating System | | Windows and Linux | | | | |
| Power Supply | | default 1, optional 1 | | | | |
| Battery | | default 1 | | | | default 1, optional 1 |
| Dimension (H ×W×D) | | Controller enclosure:89mm X 481.6mm X583mm | Controller enclosure:131mm X 481.6mm X583mm | Controller enclosure: 175.0mm×481.6mm×583.0mm | | Controller enclosure: 178mm X 481.6mm X799.8mm |
| Power Consumption | | <160W (fully configured) | < 200 W (fully configured) | < 280 W (fully configured) | <310W(fully configured) | <510W(fully configured) |
| Power Supply | | 100 V – 127 V/ 200 V – 240 V AC, 60 Hz/50 Hz | | | | |
| Weight | | Fully configured: <21kg | Fully configured: < 24 kg | Fully configured: < 32 kg | Fully configured: <44kg | Fully configured: <61kg |
| Authentication certificate | | CE, FCC, UL, RoHS, WEEE | | | | |
| Operating temperature | | 5 °C~40°C / 41 °F ~ 104 °F,(10°C~ 35°C / 50 °F ~ 95°F Recommended) | | | | |

Dimension Figure

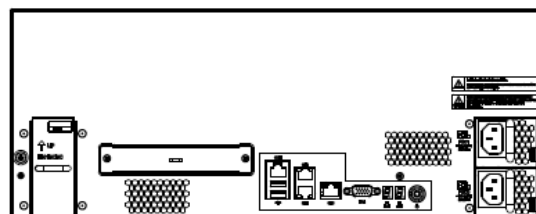
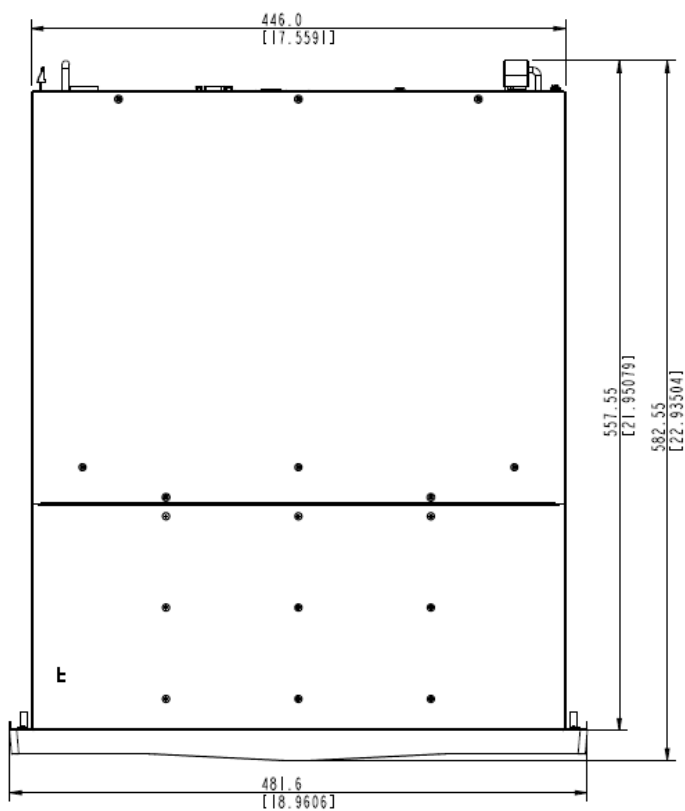
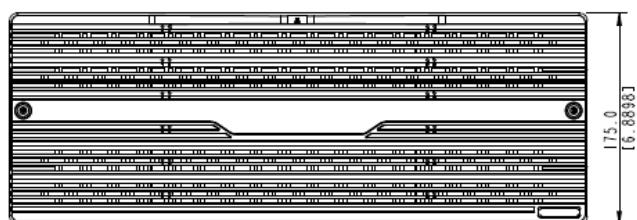
VX1612-C



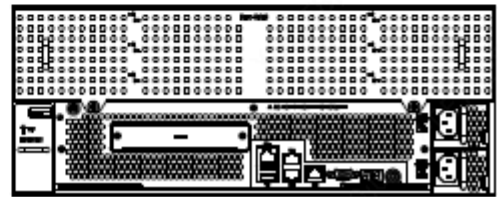
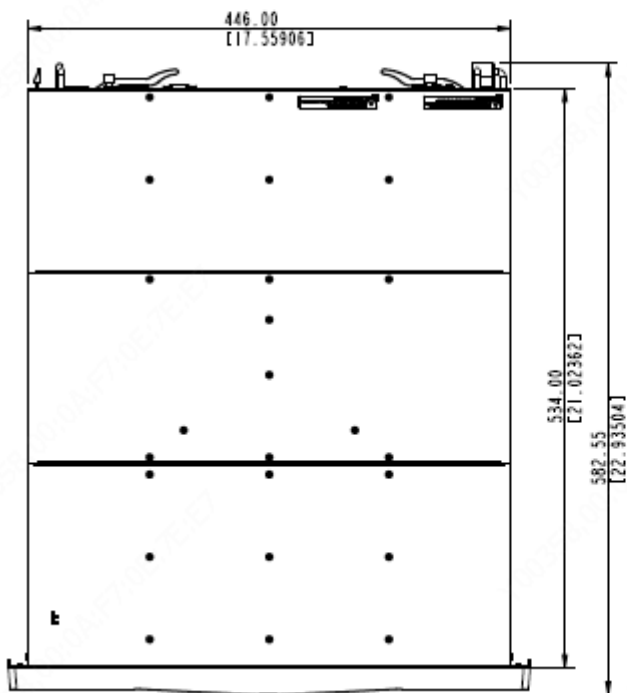
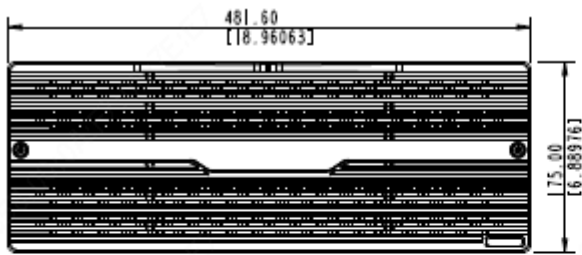
VX1616-C



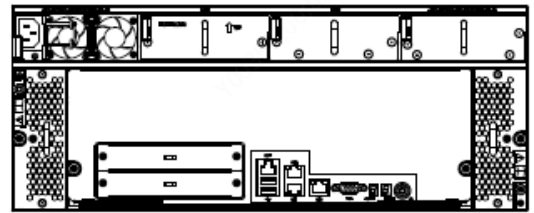
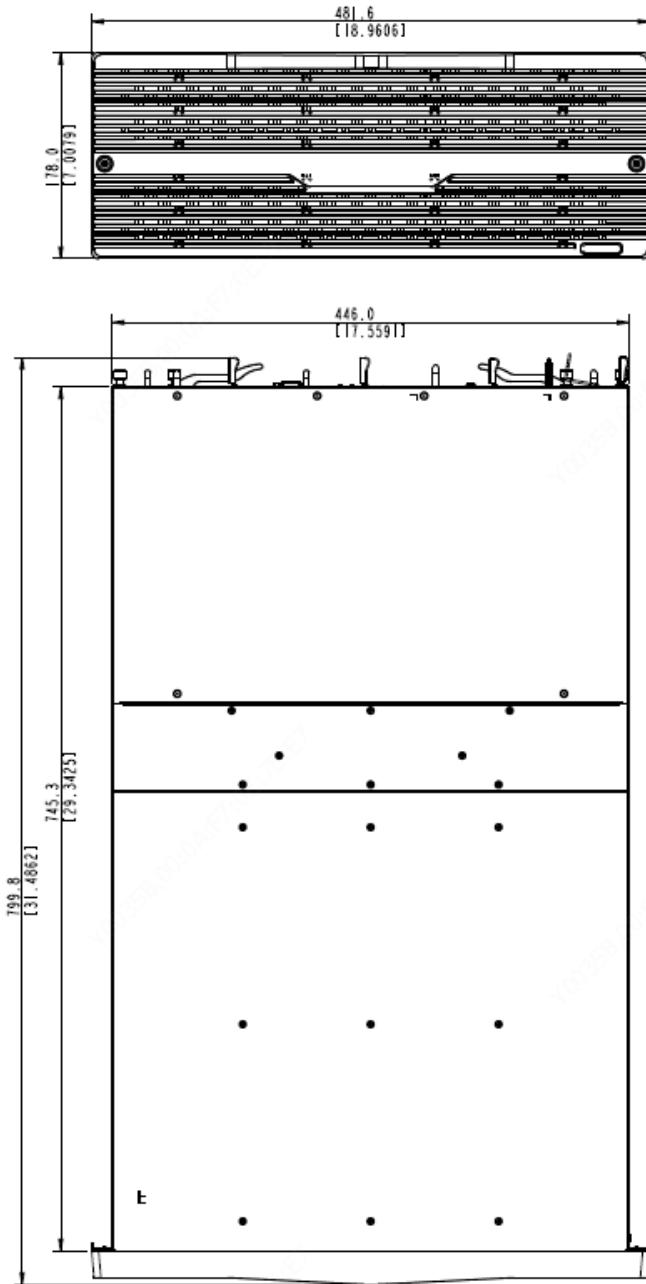
VX1624-C



VX1636-C





VX1648-C



Galaxy[®]
SECURITY



-  Markham Head Office: 1-866-946-8998
7755 Warden Ave, Unit 1, Markham ON L3R 0N3, CA
-  Mississauga Branch: 1-855-999-6998
1200 Aerowood Dr, Unit 5, Mississauga ON L4W 2S7, CA